


**86L bar freezer, white with reversible door, 3 full width freezer bins & 4.5-star energy rating. Match it up with WIM1200WD or WRM1400WD as a pigeon pair**



## Product Details

### FEATURES

---

Pigeon pair with bar fridge  
WIM1200WD or  
WRM1400WD  
Match with the WIM1200WD  
or WRM1400WD to create a  
fridge/freezer combination

Reversible door

R600a refrigerant  
better for the environment

3 full-width freezer bins

---

### BENEFITS

---

Understanding new capacity and energy ratings  
From the 15th August 2021, the way refrigerators are tested to  
calculate Energy Star Ratings and energy consumption have  
changed. This means that the capacity and energy rating  
calculations have changed, however the product remains  
unchanged. Be sure to check all new ratings to ensure that  
your comparisons are consistent with the new standards.

Pigeon pair with bar fridge WIM1200WD or WRM1400WD

---

Reversible door  
The door is reversible so that it may be positioned as either left  
or right hand side opening

R600a refrigerant  
More environmentally friendly

---

3 full-width freezer bins  
3 full-width freezer bins for convenient storage

---

## Specifications

### PRODUCT PROFILE

Domestic warranty details (yrs)	2
Refrigerator Type	bar freezer
Exterior door finish	White
Fridge door opening	reversible
Cooling system	cyclic
Refrigerant	R600a

### DIMENSIONS

Total height (mm)	845
Total width (mm)	560
Total depth (mm)	575
Depth door open 90degree (mm)	1095
Freezer Compartment Capacity (L) - AS/NZS 4474.1 2007 (IEC 62552-2015) *	86
Total Capacity (L) - AS/NZS 4474.1 2007 (IEC 62552-2015) *	86
Freezer compartment capacity (gross in litres)	91
Total Gross Capacity (L)	91
Total Net Capacity (L)	82

### ENERGY

### REFRIGERATOR SYSTEM

Controls	manual
----------	--------

## ENERGY

Energy Star Rating - AS/NZS 4474.1 2007 (IEC 62552- 2015) *	4.5
Energy Consumption (kWh/year) - AS/NZS 4474.1 2007 (IEC 62552- 2015) *	133
Energy Star Rating AS/NZS 4474.2:2009	3.5
Energy consumption AS/NZS 4474.2:2009 (kWhr/yr)	187

## FREEZER COMPARTMENT

### ICE FACILITY

Ice cube tray	1
---------------	---

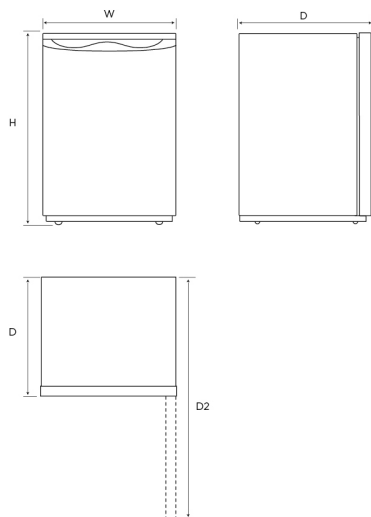
## REFRIGERATOR SYSTEM

Controls location	external
Controls type	rotary

## BASKET/DRAWER

Full width plastic basket	3
---------------------------	---

## Dimensions

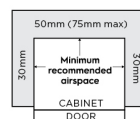


### Minimum Recommended Airspaces

Before you move your appliance into the place where it will operate, check that it will have adequate clearance. Clearance is required for air circulation and too little clearance may affect the performance of your appliance.

We recommend minimum clearances of:

- 30mm on each side.
- 30mm above the refrigerator.
- 50mm minimum/75mm maximum behind the refrigerator.



Please note: Doors are designed to sit proud of cabinetry (not flush). The clearances shown above are the recommended minimum clearances. The clearance at the rear must not exceed 75mm.

Dimensions	Product Height (H)	Product Width (W)	Product Depth (D)	Product Depth (D2) (Door Open)
WRM1400WD	845	560	575	1170
WIM1200AD	845	560	575	1170
WIM1200WD	845	560	575	1170
WIM1000WC	850	500	500	1170
WFM0900WD	845	560	575	1095

Airspace	Side - both	Top	Behind
WRM1400WD	30	30	50
WIM1200AD	30	30	50
WIM1200WD	30	30	50
WIM1000WC	30	30	50
WFM0900WD	30	30	50

### IMPORTANT

These dimensions are a guide only. All measurements are in millimetres (mm). For complete installation instructions, refer to the manual provided with product. © 2021 Electrolux Home Products Pty Ltd. ABN 51 004 762 341. W\_DIM\_BFF\_Oct21

## Terms and Conditions

### IMPORTANT

This is a guide of product dimensions only. For complete installation instructions, refer to the manual provided with product.

### PRODUCT INFORMATION

The descriptors and illustrations in this publication apply to the specific products and models described as at the date of issue. Under our policy of continuous product development, product specifications may change without notice. Prospective purchasers should therefore check with their retailer to ensure this publication correctly describes the products that are being offered for sale. All information supplied is to be used for general reference purposes only and is on the understanding that Electrolux Home Products Pty Ltd (Australia) and Electrolux (NZ) Ltd (New Zealand) will not be liable for any loss, liability or damage of whatever kind arising as a result of reliance on such information. Colours of products illustrated are as close as printing limitations allow. Electrolux will at all times comply with its obligations pursuant to law including Trade Practices (Australian Consumer Law) Act and Regulations.

### WARRANTY

This warranty only applies to Appliances purchased and used in Australia or New Zealand and used in normal domestic applications and is in addition to (and does not exclude, restrict, or modify in any way) any non-excludable statutory warranties in Australia or New Zealand. All warranties are subject to the conditions set out in the warranty card accompanying the product when purchased.

#### ELECTROLUX HOME PRODUCTS AUSTRALIA

telephone: 1300 363 640

fax: 1800 350 067

email: [customercare@electrolux.com.au](mailto:customercare@electrolux.com.au)

web: [www.electrolux.com.au](http://www.electrolux.com.au)

#### ELECTROLUX HOME PRODUCTS NEW ZEALAND

telephone: 09 573 2230

fax: 09 573 2221

email: [customercare@electrolux.co.nz](mailto:customercare@electrolux.co.nz)

web: [www.electrolux.co.nz](http://www.electrolux.co.nz)