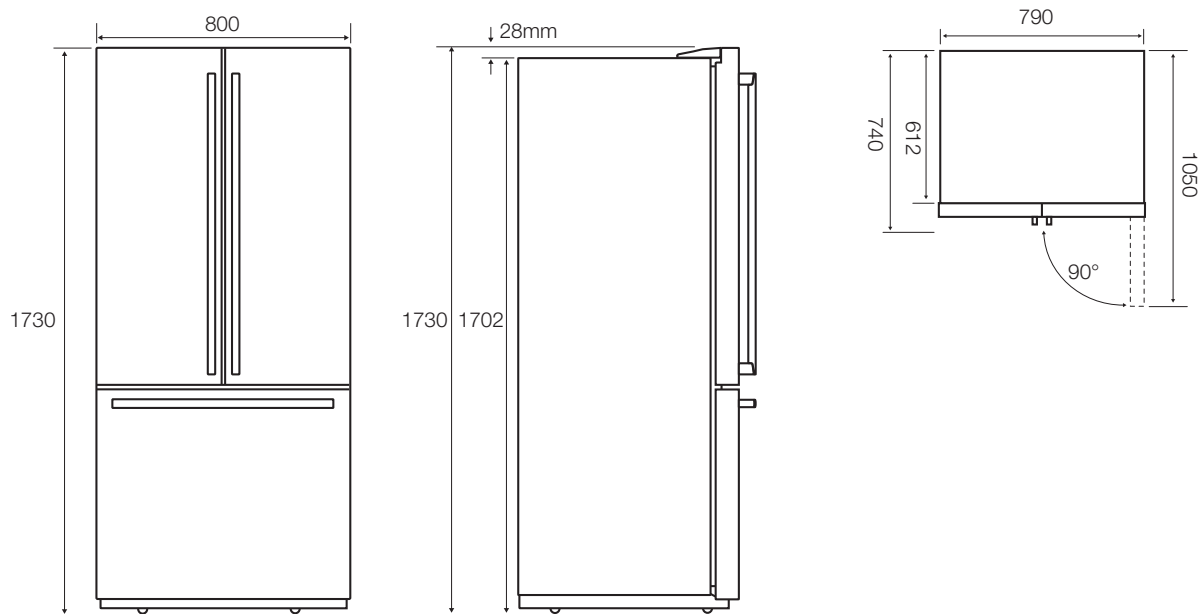


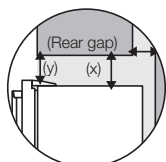
dimensions and installation guide

electrolux french-door fridge

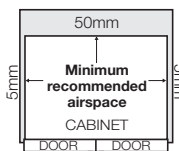
model EHE5107SB, EHE5167SB



Minimum Recommended Airspaces

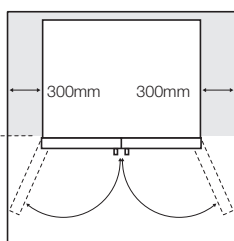


If you do not have a cupboard with a rear gap, the recommended clearance area on top increases from 50mm to 90mm (x) and from 32mm to 72mm (y).



Please note:
If 5mm side clearance, the fridge cabinet must sit at least 5mm proud of kitchen cabinetry for doors to open. A 5mm side clearance requires 50mm rear clearance and 50–90mm clearance above.

Front face of bench aligned to front corner edge of cabinet.



When positioned in a corner area, spacing of at least 300mm on the hinge side will allow the doors to open enough to enable the removal of bins and shelves.

IMPORTANT

This is a guide of product dimensions only. For complete installation instructions, refer to the manual provided with product.

All measurements in millimetres.
Current as at November 2013.
© 2013 Electrolux Home Products Pty Ltd. EDIM_EFRI_EHE5107SB_Nov13



Thinking of you
Electrolux