



Connected Laundry Appliance

Quickstart Guide

Welcome

This guide will help you to quickly set up your laundry appliance so you can use all its connected features.

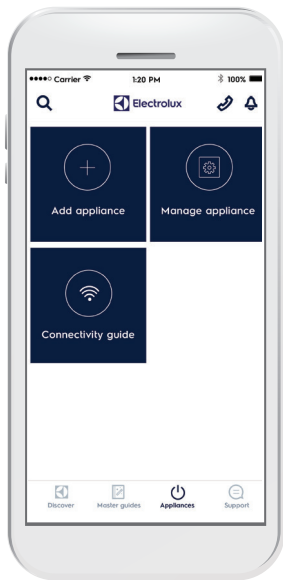
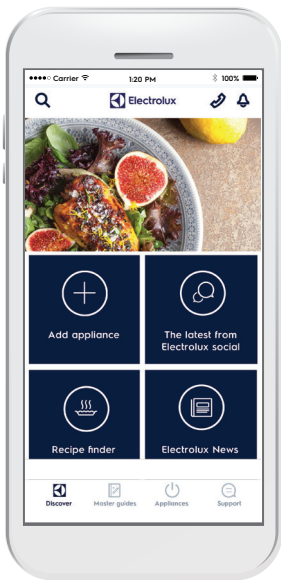
With the Electrolux Life App you can remotely control your appliance, choose and monitor programs, add options. Discover the best way to care for your favourite clothes - how to care for your delicate garments, choose detergents, handle care label information and keep your laundry appliances clean and efficient from the palm of your hand wherever you may be.

Follow these easy steps to connect your laundry appliance.

1. Download and install the Electrolux Life App.



Minimum requirements: iPhone6/iOS 9.3/Android 5.1 and above. You will need to install the Electrolux Life App, create an Electrolux account and accept the Terms and Conditions and Electrolux's Privacy Policy in the App to use the connected features of the laundry appliance. Internet and Wi-Fi connections are required to use the full features of the App and the laundry appliance. Minimum requirements, Apps and services are subject to change without notice.



2. Create an Electrolux account

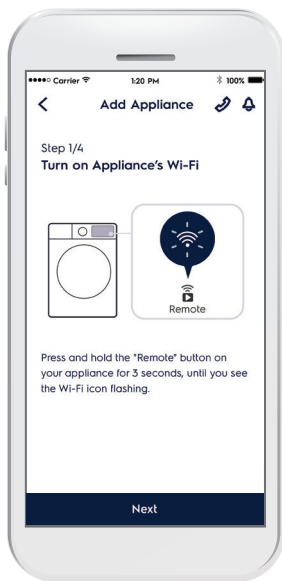
You can only create one Electrolux account per product. This account can be shared across multiple devices.

3. Setting up your appliance

Make sure your appliance is plugged in and operating normally. Tap on “Appliances” at the bottom of the home screen.

Tap on “Add Appliance” and follow the prompts on screen.

*Setup will take several minutes depending on your network speed.

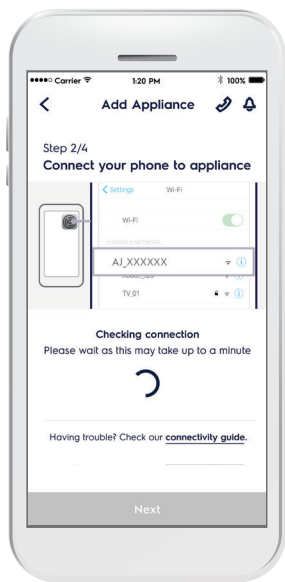
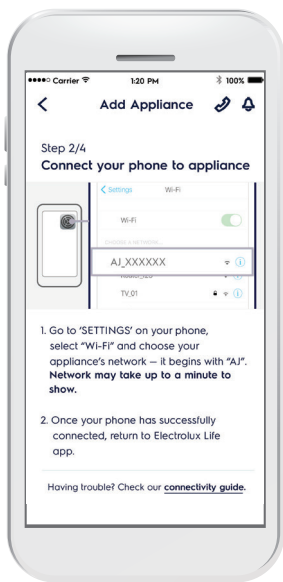


4. Turning on your appliance Wi-Fi

Initially your appliance creates its own Wi-Fi network to assist in setting up. After setup this network disappears and your appliance will connect to your home Wi-Fi network.

Press and hold the REMOTE button on the appliance for 3 seconds until the Wi-Fi icon starts flashing.

The appliance is now creating a temporary network for the next step.



5. Connect your appliance: iOS

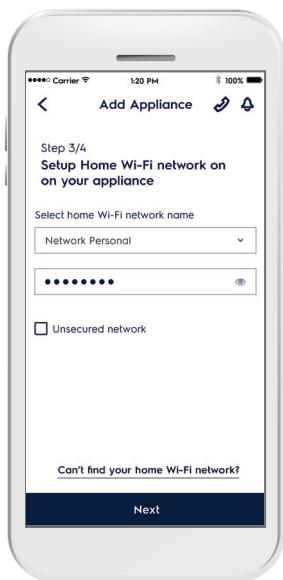
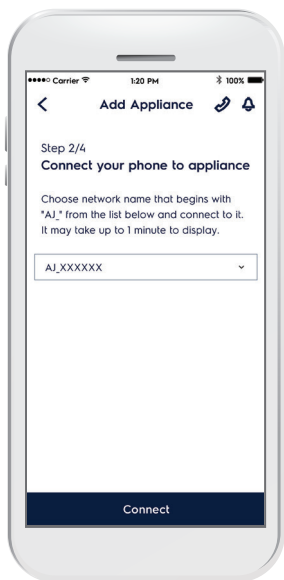
Tap the home button to exit the app.

Go to “Settings” on your phone and select “Wi-Fi”.

Select your appliance’s Wi-Fi network. It is the one that begins with “AJ-” – (it may take a few moments to appear).

Tap the home button to exit your phone settings and then return to the Electrolux Life App.

Wait for confirmation of connection which may take up to a minute before proceeding to the next step.



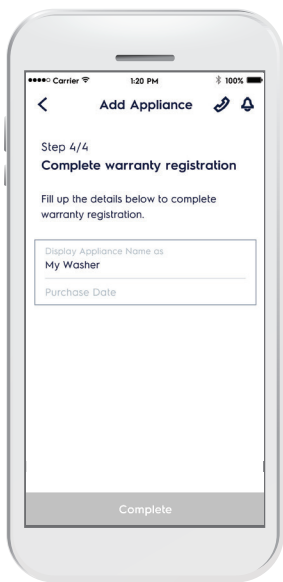
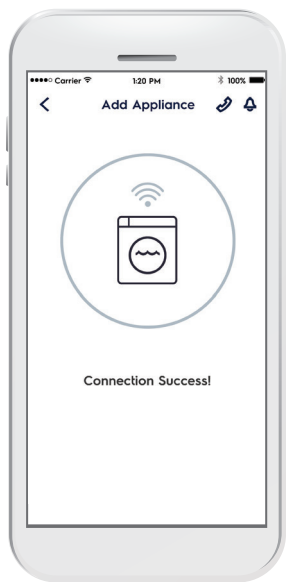
Connect your appliance: Android

For Android devices, select your appliance's Wi-Fi network from the drop-down box.

6. Connect your appliance to your home Wi-Fi

You'll need to select your Wi-Fi network name and input your password.

*For iOS devices, you will then be prompted go to 'SETTINGS' on your phone and select your Home Wi-Fi, then return to the Electrolux Life App.



Connection success!

Please proceed to the next screen to register the appliance.

7. Product registration

Simply add your laundry appliance's name and the purchase date.

Congratulations!

Now you're all set up. You can start exploring the Electrolux Life App.



Excited to get started? Let's start your first program using Electrolux Life App.

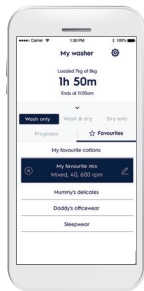
If your appliance has been successfully onboarded, it will automatically connect to your Wi-Fi network when it is turned on.

If the Wi-Fi icon is lit and does not flash then your appliance has a stable connection.


1. Load your laundry into the machine and close the door.
2. On your appliance, tap the REMOTE button. This will set the appliance into **Remote Start** mode.
3. In Electrolux Life App, tap the appliance symbol in the Appliances tab (Note, if you have just started your machine, the app may need up to 45 seconds to reconnect).
4. Choose from the available programs and options.
5. After you have made your selection, press the **Start** button in the app to begin the cycle.

You can tap the star symbol to save the program as a **favourite** so that you can select it quickly next time.

Tap on the appliance icon if you want to **store** the app program to your appliance. To use the program again, select the **App program** setting on your appliance.



Useful Features on Electrolux Life App




Care Adviser (Coming Soon)

The intuitive Care Adviser (Coming Soon) can help you to expertly clean up to 48 fabrics and 40 common stains. Select the fabric type, colour, and soil level, and the Care Adviser will recommend the best cycle for you (Coming Soon).



My Favourites

The customisable My Favourites section allows you to save frequently used settings for regularly worn clothes so that you can quickly access the same settings next time you wash the items.



Remote Control

The Remote Control feature allows you to start your laundry cycle and get updates wherever you are. You can also access a wide range of care articles that will help you to keep your favourites looking new for longer.

Other Cool Features of your Laundry Appliance

Intuitive and intelligent

Keep colours bright, whites startling and blacks dark. Smart sensors automatically detect the soil and detergent levels to adjust the washing time for optimal, energy-efficient results that reduces unnecessary wear on fabrics.

Deeper clean

Say goodbye to detergent or soil residue on your freshly washed garments. UltraMix™ pre-mixes detergent to keep clothes vibrant and new for longer with 40% less colour fading after 1 year.*

Hand it to us

You can safely trust your washer or dryer to treat your delicate wool garments with utmost care. Our wool cycle is proven to be gentle even on your hand wash only woollens, keeping them as fresh and lovely as they felt when you first put them on.

No more wrinkles

Vapour not only reduces wrinkles, it also eradicates up to 99.9% of allergens and germs** for a clean that's more than just superficial.

*40% less colour fading after 52 washes, assuming 1 wash per week for 1 year. EWF1042BDWA compared to previous model EWF12942.

**Tested on certain harmful allergens and germs: K. pneumoniae, P. aeruginosa, S. aureus

Electrolux Home Products

Australia

telephone: 1300 363 640
fax: 1800 350 067
email: customercare@electrolux.com
web: electrolux.com.au

New Zealand

telephone: 0800 436 245
fax: 0800 225 088
email: customercare@electrolux.co.nz
web: electrolux.co.nz

We invite you to follow Electrolux and get involved in the conversation:

 [/electroluxaustralia](https://www.facebook.com/electroluxaustralia)

 [ElectroluxAU](https://www.instagram.com/ElectroluxAU)

 [/ElectroluxAu](https://www.youtube.com/ElectroluxAu)