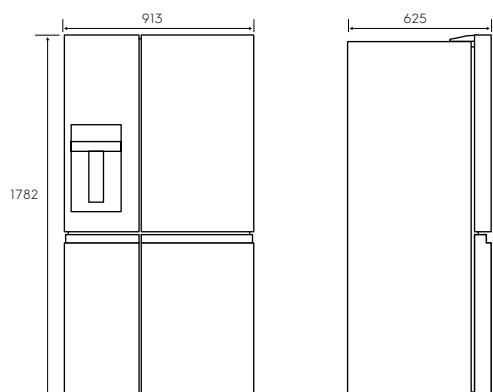


# Dimension Guide

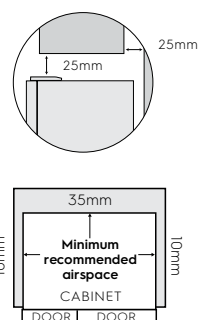
## French Door Refrigeration

### Models:

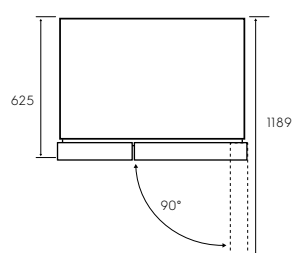
EQE6870BA, EQE6870SA



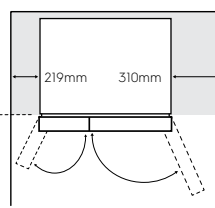
### Minimum Recommended Airspaces



**Please note:** Doors are designed to sit proud of cabinetry (not flush).



Front face of bench aligned to front corner edge of cabinet.

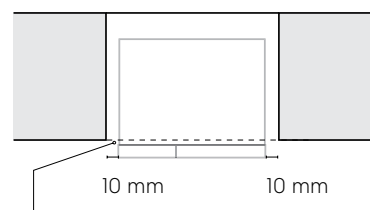


When positioned in a corner area, spacing of at least 310mm on the right hinge side and 219mm on the left hinge side will allow the doors to open enough to enable the removal of bins and shelves.

### Installation options:

#### Minimum side clearance kitchen cabinet

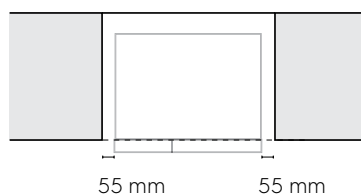
Fridge must sit 25mm proud of kitchen cabinetry.



Fridge must sit 25mm proud of kitchen cabinetry.

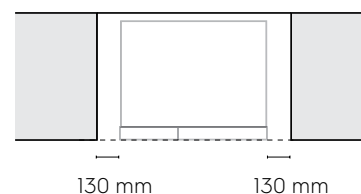
#### Front of fridge in line with kitchen cabinet

Side clearance must be 55mm either side of the fridge, to have the fridge doors sitting proud of the kitchen cabinetry.



#### Fridge door flush with the cabinetry

Side clearance must be 130mm either side of the fridge, to have the fridge doors sitting flush with the kitchen cabinetry.



Dimensions	Product Height	Product Width	Product Depth	Product Depth (Door Open)
EHE5267BC	1782	913	625	1189
EHE5267SC	1782	913	625	1189

Airspace	Side - both	Top	Behind
EHE5267BC	10	25	35
EHE5267SC	10	25	35

For connection kit installation instructions go to [electrolux.com.au](http://electrolux.com.au)

**Important!** Please ensure that the access to your kitchen (including doorways, corridors, island benches, etc) allows sufficient clearance to move your fridge into position.

**Please note!** Dimensions to be used as a guide only. All customers MUST refer to the user manual supplied with the product for detailed installation instructions.

© 2021 Electrolux Home Products Pty Ltd. E\_DIM\_EQE6870BA-SA\_Sep21