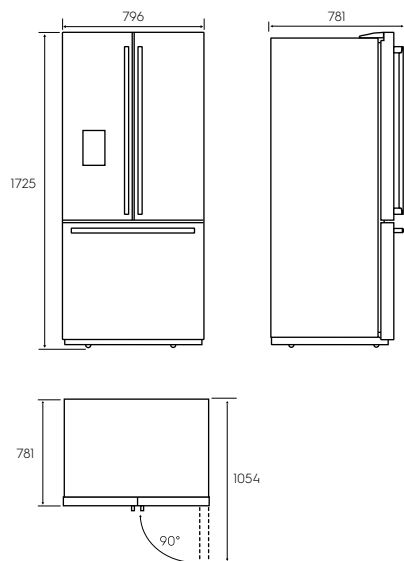


Dimension Guide

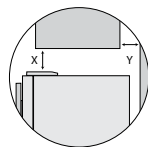
French Door Refrigeration

Model:

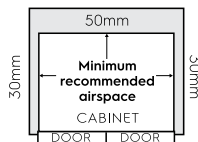
EHE5267BC, EHE5267SC



Minimum Recommended Airspaces

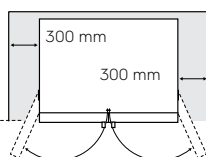


If you have a cupboard above the refrigerator with a rear gap of less than 100mm (Y), recommended minimum clearance at the top of the refrigerator increases from 30mm to 70mm (X).



Please note: If 5mm side clearance, the fridge cabinet must sit at least 5mm proud of kitchen cabinetry for doors to open. A 5mm side clearance requires 50mm rear clearance and 50-90mm clearance above.

Front face of bench aligned to front corner edge of cabinet.



When positioned in a corner area, spacing of at least 300mm on the hinge side will allow the doors to open enough to enable the removal of bins and shelves.

| Dimensions | Product Height | Product Width | Product Depth | Product Depth (Door Open) |
|------------|----------------|---------------|---------------|---------------------------|
| EHE5267BC | 1725 | 796 | 781 | 1054 |
| EHE5267SC | 1725 | 796 | 781 | 1054 |

| Airspace | Side - both | Top | Behind |
|-----------|-------------|-----|--------|
| EHE5267BC | 30 | 50 | 50 |
| EHE5267SC | 30 | 50 | 50 |

For connection kit installation instructions go to electrolux.com.au

Important! Please ensure that the access to your kitchen (including doorways, corridors, island benches, etc) allows sufficient clearance to move your fridge into position.

Please note! Dimensions to be used as a guide only. All customers MUST refer to the user manual supplied with the product for detailed installation instructions.

© 2021 Electrolux Home Products Pty Ltd. E_DIM_EHE5267BC-SC_Sep21